


V9

Ultimate height gauge evolution



1.

PRESENTATION


The V9 has been developed for the most demanding users. Laboratories and workshops for whom measuring reliability is determining will fully appreciate its exceptional precision level and its "Swiss Made" finish.

Metrological performances have been the core of the development of this height gauge. No compromise on precision and repeatability have been tolerated. This is why some construction details, particularly probe holders differ from other models.

The display, based on an entirely tactile interface, offers an ease of use never reached yet on a vertical measuring instrument. The menus and functions displayed obey to a very strict philosophy and design. This allows a great efficiency, even in complex tasks such as programming, 2D mode, angles measurements or statistical analysis of results.

The V9 are equipped with a revolutionary displacement handwheel allowing the user to choose either the manual or motorized displacement mode.


- Measuring range 400 to 1100 mm
- Exceptional precision level
- Electronically adjustable measuring force
- Manual or motorized displacement
- 2D, programming, statistics
- Large range of accessories
- All possible adjustments without tools
- Interfaces RS232, USB
- Wireless data transfer (optional)



A : Adjustable touch-display with intuitive functions



B : Displacement handwheel of measuring carriage. Manual or motorized mode.



C : Horizontal displacement handle with functions buttons and air cushion

D : Additional probe holder

E : Probe weight balance system

F : Interchangeable probe

G : Cast iron base for optimal stability

2.

DISPLAY / SOFTWARE

The choice and position of symbols, as well as the colours used correspond to very high ergonomic standards. The result is a consistent interface offering exceptional readability and ease of use.

VERY SIMPLE GRAPHIC INTERFACE

EXCEPTIONAL READABILITY

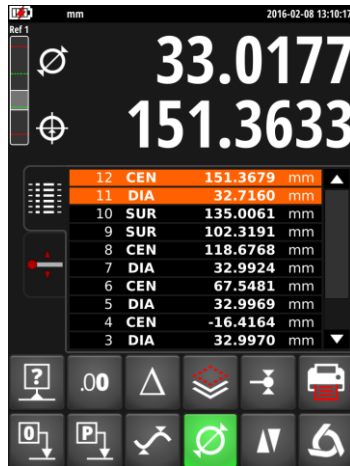
2D MODE MEASUREMENT

MEASUREMENT SEQUENCES

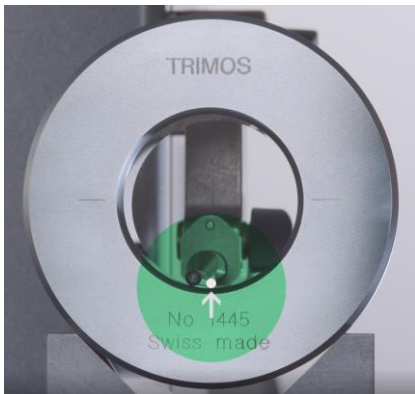
STATISTICAL ANALYSIS OF RESULTS

INTEGRATED ONLINE HELP

TEMPERATURE COMPENSATION



SMART REVERSE: Diameter measurement faster, more accurate and simpler



SmartReverse technology is the result of an intense collaboration between Trimos users and our R & D team in order to optimize diameter measurements.

SmartReverse makes the measurement of diameters very efficient by clearly indicating the reversal points with audible and visual signals. The user is guided precisely during the measurement of diameters, which generates a significant gain in speed and reliability of the measurement.

3.

TECHNICAL DATA

V9		400	700	1100
Measuring range	mm (in)	406 (16)	710 (28)	1109 (43)
Measuring range with extension	mm (in)	724 (28)	1028 (40)	1427 (56)
Max. permissible errors, B_{MPE}	μm	1.2 + L(mm)/1000		
Repeatability, R_{MPE} (2s)	μm	0.4 (\varnothing : 1)		
Frontal perpendicularity, S_{MPE}	μm	5	8	11
Maximal Resolution	mm (in)	0.0001 (0.00001)		
Measuring force	N	0.75 ÷ 1.5		
Autonomy	h	12		
Interfaces		USB / RS232		
Air cushion		Yes		
Weight	kg	21	24	33

The above values have been determined according to ISO 13225 with the standard measuring insert (TA-MI-119).

4.


APPLICATIONS



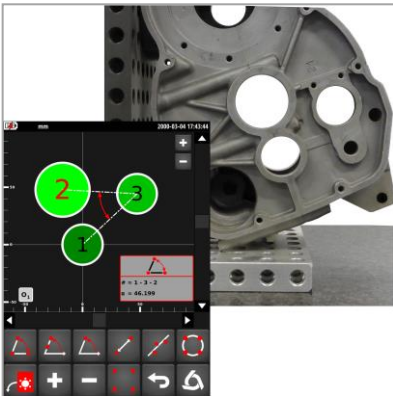
SMART REVERSE: Diameter measurement faster, more accurate and simpler



Height measurements on watch movement plate



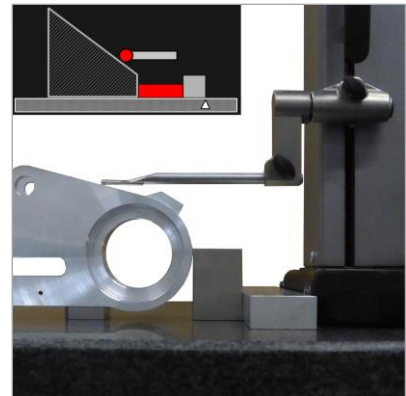
Small diameters measurements with insert Ø 4 mm




Very simple measurements in 2 coordinates thanks to the graphic interface



Perpendicularity measurements with electronic probe



Measurements of angles and cones graphically assisted



Minimum position measurement thanks to the contour tracking in motorized mode



Data transfer via USB, RS232, wireless or memory stick



Display adjustable in every direction

